

Active Shooter and Mass Casualty Events: Planning, Prevention, Mitigation and Survival



Special Agent in Charge Christopher Combs
San Antonio FBI

Teaching Points



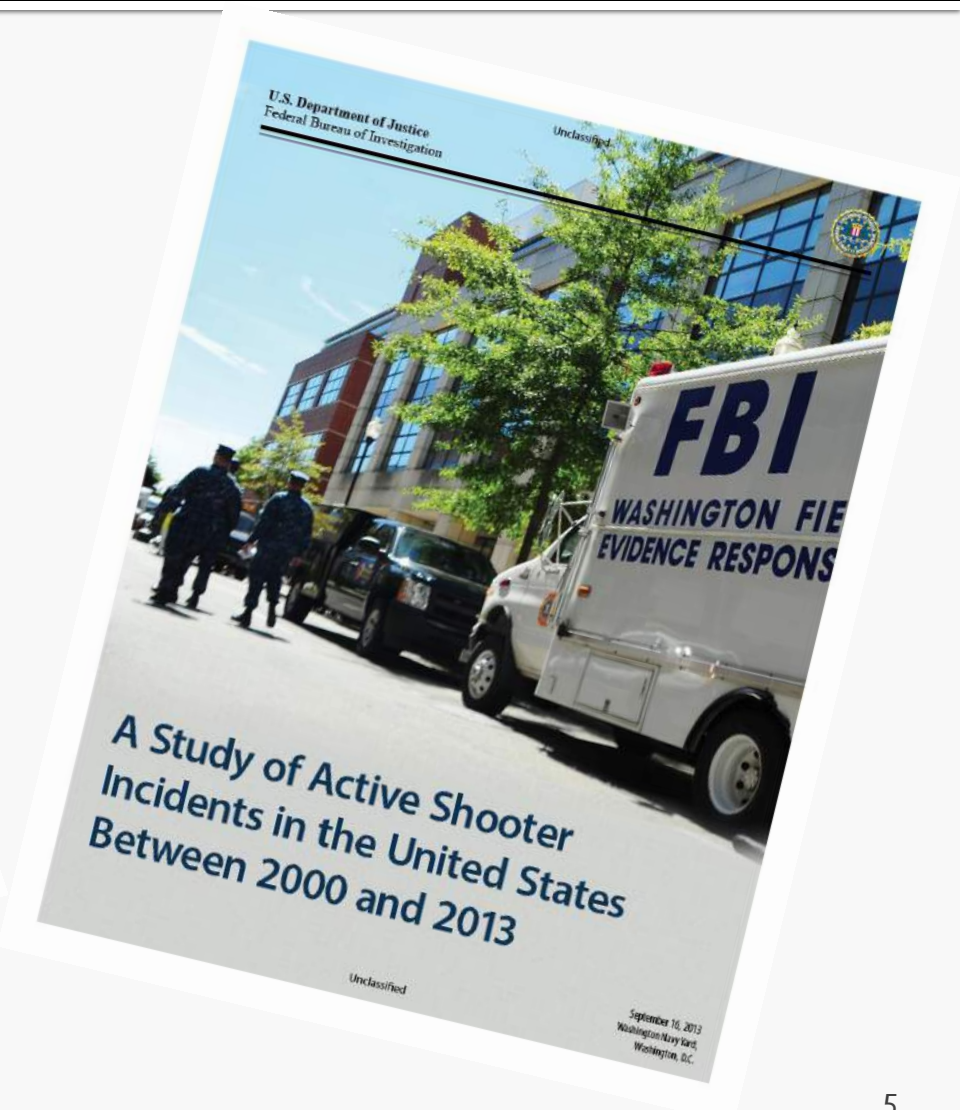
- Define *active shooter*
- Analyze statistical data related to active shooter events
- Provide a brief history of active shooter events
- Discuss planning for an active shooter event
- Explain what to do if involved in an active shooter event
- Discuss working with first responders
- Discuss medical considerations
- Discuss organizational planning
- Discuss pre-attack behavioral indicators

Active Shooter



- The FBI defines an “active shooter as an individual actively engaged in killing, or attempting to kill people in a populated area.”

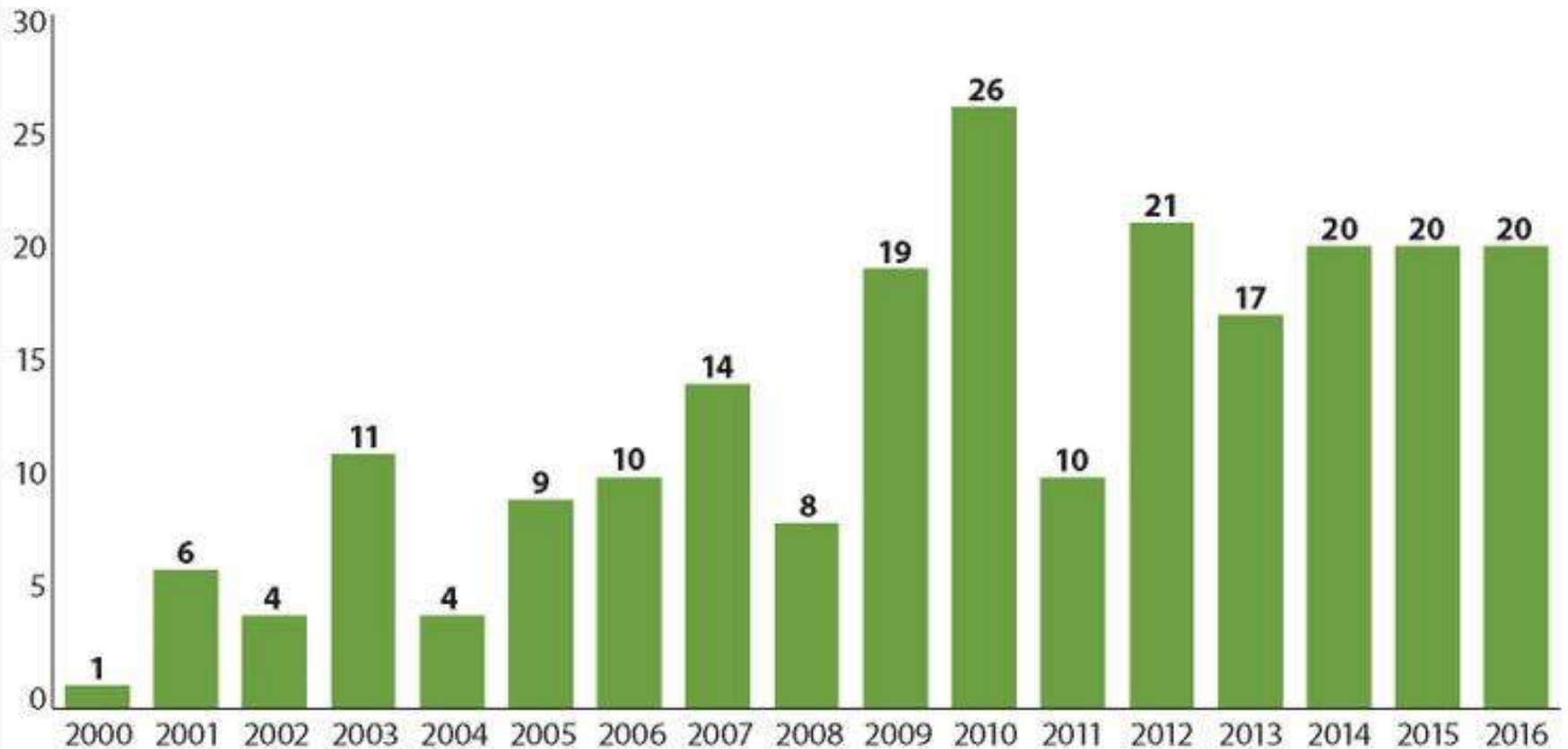
FBI Active Shooter Study



Active Shooter Events



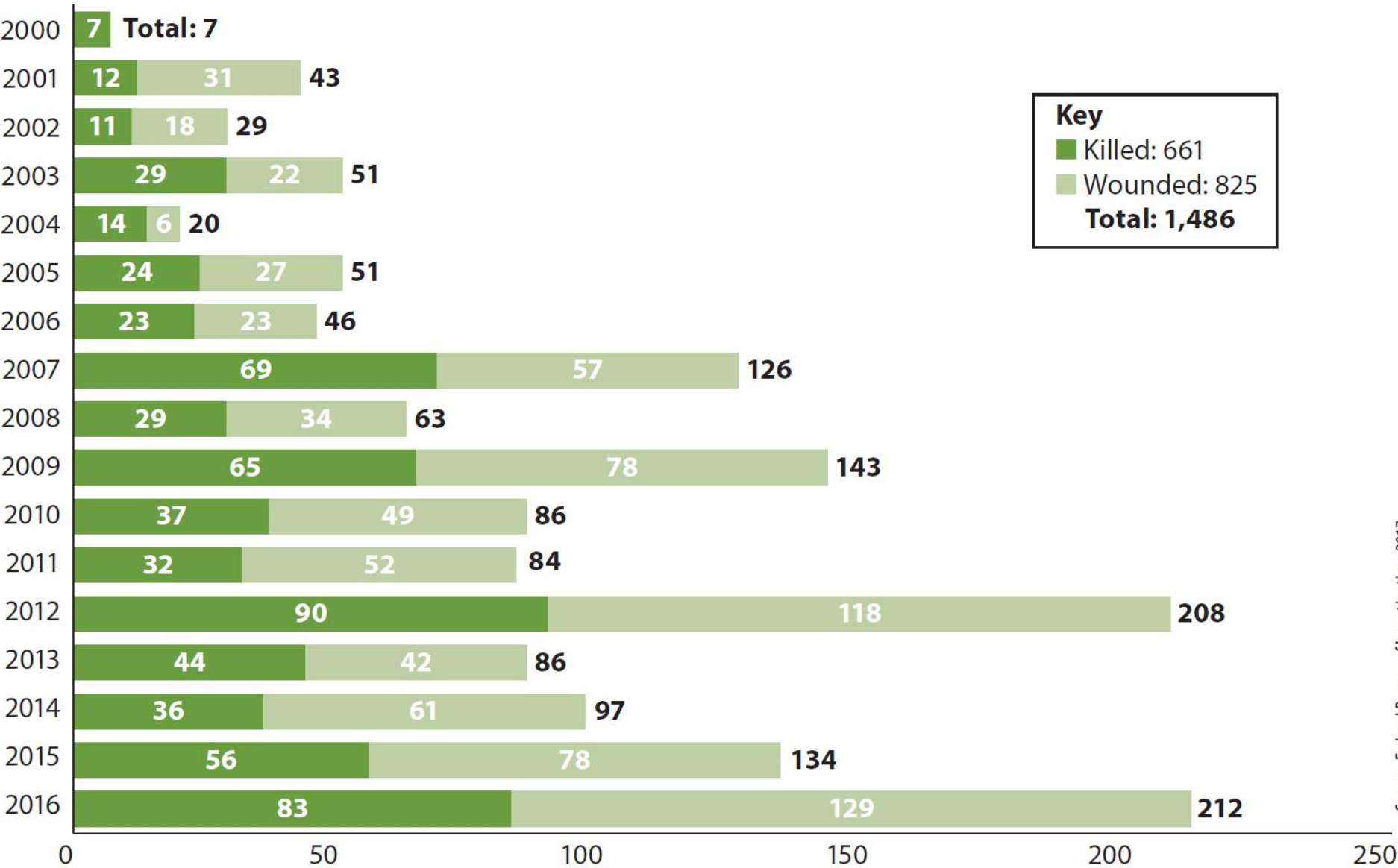
Quick Look: 220 Active Shooter Incidents in the United States Between 2000 - 2016
Incidents Per Year



Source: Federal Bureau of Investigation, 2017

Quick Look: 220 Active Shooter Incidents in the United States Between 2000 - 2016

Casualty Breakdown Per Year

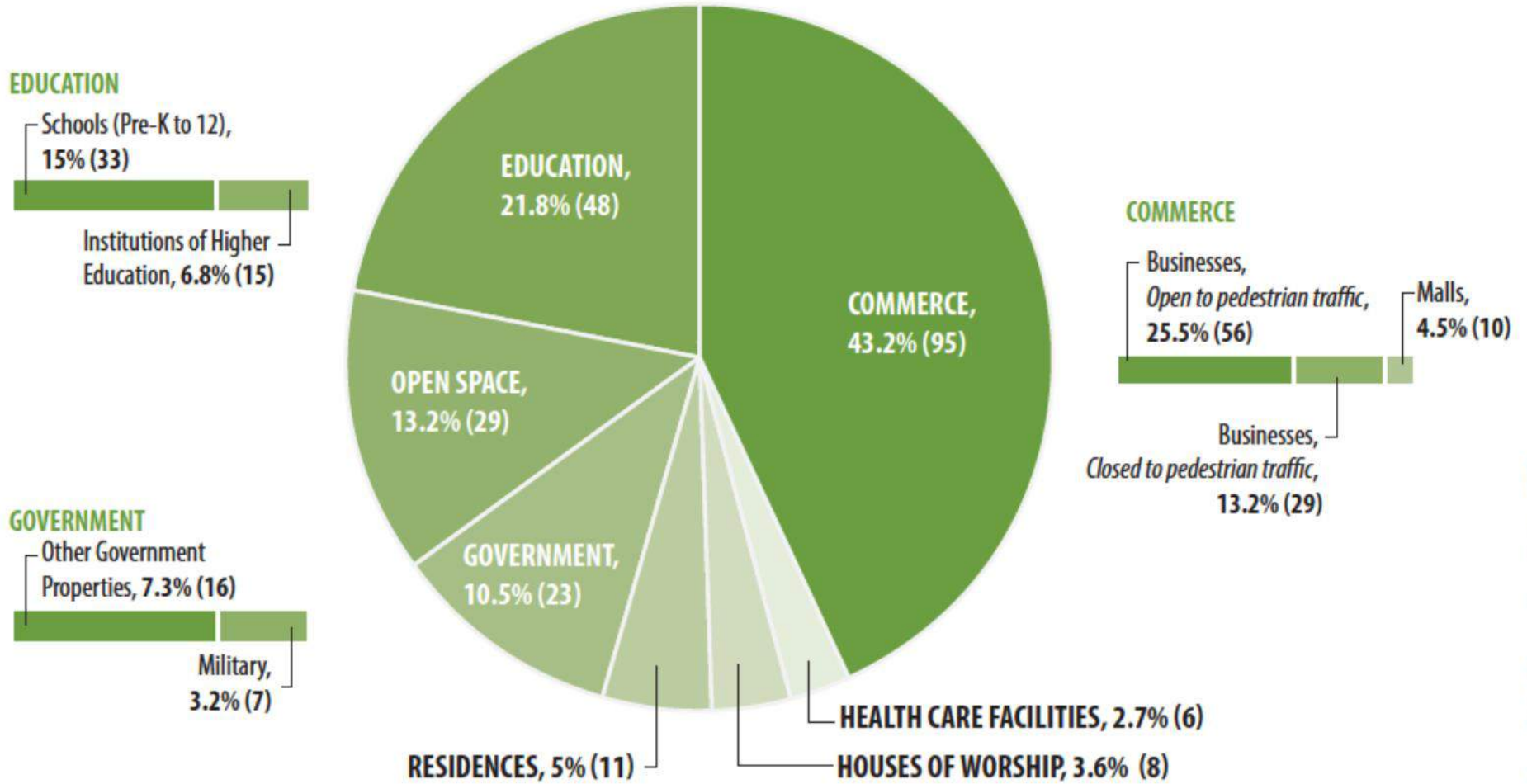


Source: Federal Bureau of Investigation, 2017

Active Shooter Location Categories



Quick Look: 220 Active Shooter Incidents in the United States Between 2000 - 2016
Location Categories





Active Shooter Study – Trends in School AS Events

- Most shooters :
 - Males 12-18 who acted alone
 - Students or former students
 - reported being “bullied” citing revenge as their motivation.
 - planned their attacks in advance
 - demonstrated concerning behaviors to others

Pre-Attack Indicators



- Many shooters described as “social isolates,”
- Developed personal grievance
- Significant real or perceived personal loss before attack
- Few had previous arrests for violent crimes.

Pre-Attack Indicators



- Behaviors may include:
 - Contextually inappropriate recent
 - acquisition of multiple weapons.
 - escalation in target practice/weapons training.
 - interest in explosives/Improvised Explosive Devices.
 - intense interest/fascination with previous shootings/mass attacks.

Active Shooter Events



- **Do not** have an “it will never happen here mindset.”
- **Do** have a plan.
- **Do** develop the plan before the event
 - Plan must be flexible.
- **Do** practice the plan

What can you do?



Run

Hide

Fight



Considerations



- Situational Awareness
 - Exits
 - Ability to Hide
 - Ability to Barricade
 - Availability of Weapons (improvised or otherwise)

Run



- Have an escape route/plan.
- Leave belongings behind.
- Get others to go with you, and don't delay.
- Be prepared for police response.
- Be prepared to change route/plan if you encounter gunman.
- Only call 911 when it is safe to do so.

Hide



- Hide in an area out of the shooter's view.
- Block entry to your hiding place and lock the doors.
- Silence your cell phone, etc...
- Turn off lights.
- Have a plan if found by the shooter or law enforcement.
- What is your endgame?

Fight



- As a last resort and only when your life is in imminent danger.
- Attempt to incapacitate the shooter.
- Act with physical aggression and throw items at the shooter.
- Attack the weapon or the shooter's ability to kill.
- You must fight like your life depends on it; it does.

Police Action



- First priority is to stop the killing.
- Will move directly to the threat.
- Will not render aid until the killing has stopped.

Information for Police



- Location of shooter.
- Number of shooters.
- Physical description of shooters.
- Number and type of weapons held by shooters.
- Number of potential victims at the location and where are they located.

When Police Arrive



- Remain calm and follow instructions.
- Drop any items in your hands (i.e. bags, jackets).
- Raise hands and spread fingers.
- Keep hands visible at all times (free of cell phones which are commonly mistaken for weapons).
- Avoid quick movements towards officers such as holding on to them for safety.

Medical



- There won't be enough emergency personnel to care for all of the wounded
- Provide medical care as soon as possible
- Stop The Bleed Equipment and Training

Organizational Planning



- Have a plan
- Be specific to your location and structure
- Should be flexible
- Train the plan
- Plan must not be dependent on hierarchal structure

Organizational Planning



- Multi-Layered warning system (Audio/Text)
- Blueprints
 - Where are they kept?
- Closed Circuit Camera Systems
 - Where can they be accessed from?
- Utilities
 - Is there a plan to turn them off if needed?
- Continued Operations
 - How will you maintain operations if denied access to your building for an extended period of time?

School Safety



- 93% of school attacks were planned
- Many offenders displayed pre-attack planning behaviors.
- In 81% of planned incidents, others knew about the impending attack ahead of time.

Failure to Report



- Fear of negative repercussions
- Not believing the threat was real
- Not knowing who to tell
- Thinking someone already reported/knows
- Thinking they had more time to decide what to do

Student Threat Reporting



- Build trust and communicate with students
- Provide reassurance that reporting is confidential and anonymous
- Distinguish tattling/snitching from reporting a life threatening danger
- Take all threats seriously, even when told in a joking manner

Student Threat Reporting



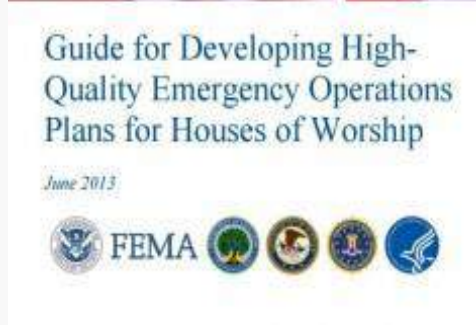
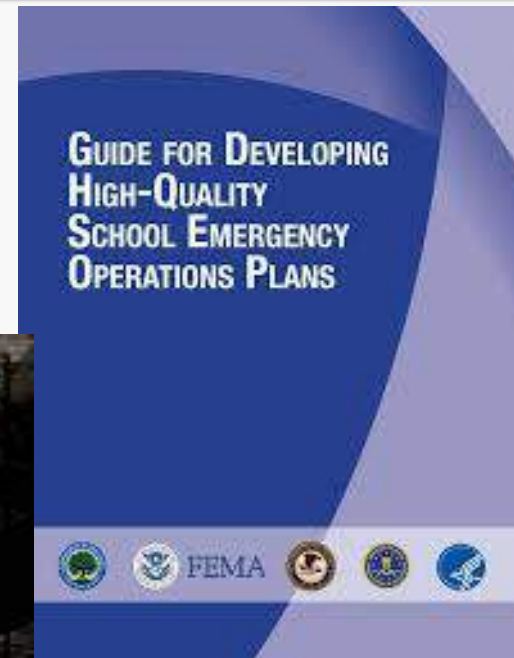
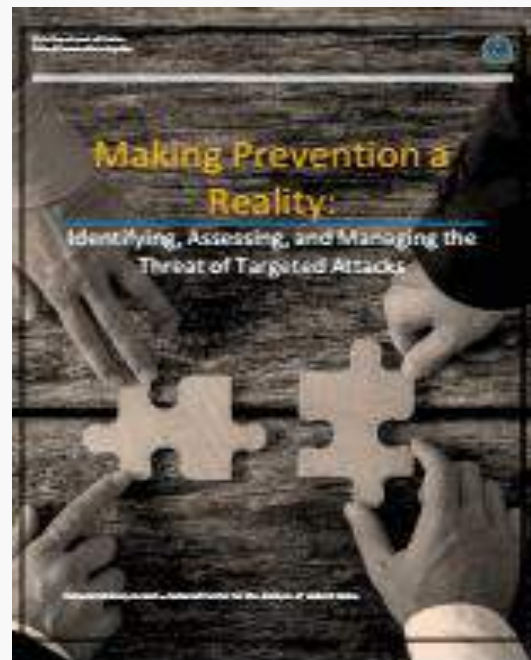

- Don't assume someone else has reported it.
- Be aware of warning signs on social media postings
- Consider creative/accessible reporting process (text messaging) and publicize the process

Threat Assessment Team



- Multidisciplinary Team
- Assess threats
- Review all available information
- Determine appropriate action
- Develop action plan
- Collaborate with community agencies
- Communicate with parents/guardians
- Removes stovepipes

Planning Guides





FBI Tools App for State and Local Law Enforcement on the FBI's Incident Command Commander Pocket Guide

- When law enforcement arrives:**
- Remain calm and follow instructions.
 - Drop items in your hands (e.g., bags, jackets).
 - Raise hands and spread fingers.
 - Keep hands visible at all times.
 - Avoid quick movements toward officers, such as holding on to them for safety.
 - Avoid pointing, screaming or yelling.
 - Do not ask questions when evacuating.
- Information to provide to 911 operators:**
- Location of the active shooter.
 - Number of shooters.
 - Physical description of shooters.
 - Number and type of weapons shooter has.
 - Number of potential victims at location.

For questions or additional assistance contact:
Your local FBI Office:

FBI Headquarters National Press Office: (202) 324-3691



U.S. Department of Justice
Federal Bureau of Investigation

ACTIVE SHOOTER EVENT
QUICK REFERENCE GUIDE

An active shooter is an individual actively engaged in killing or attempting to kill people in a populated area.

Victims are selected at random.
Event is unpredictable and evolves quickly.
Knowing what to do can save lives.



Questions?

Find your local FBI Office:
<https://www.fbi.gov/contact-us>